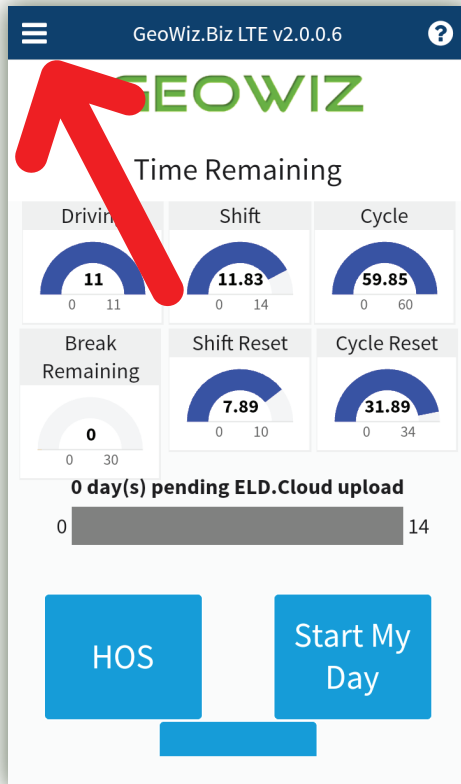


# How to Update Firmware

## Step 1



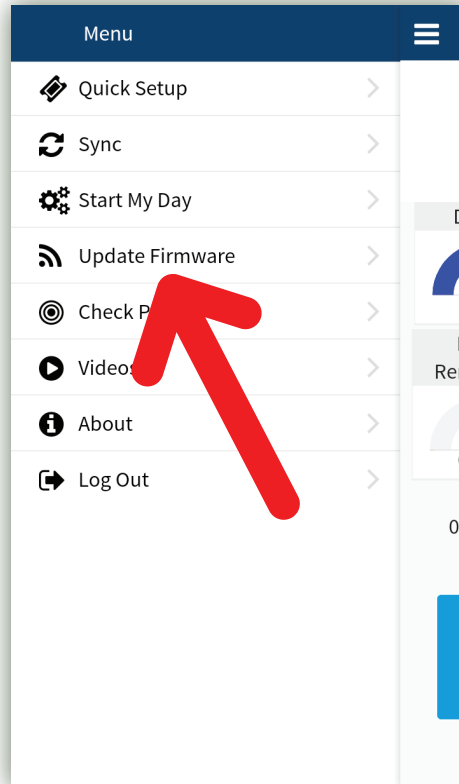
On the Geowiz home screen Tap the 3 lines in the top left



## Step 2



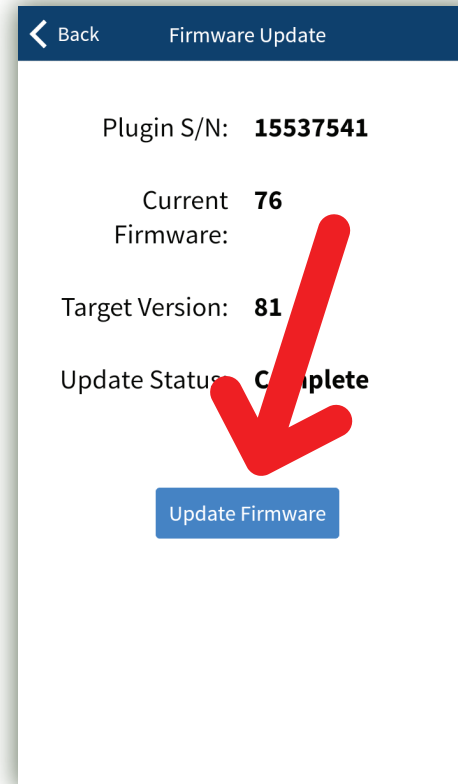
Tap on "Update Firmware"



## Step 3



Tap on "Update Firmware" this process will take a few minutes



## Note

The "Current Firmware" will take a few extra minutes to update



# Update Firmware Troubleshooting

## Update Firmware Button is faded

### 1. Ensure you are not already updated:

If the “Current Version” and “Target Version” are the same number, you are already updated.

### 2. Ensure you are connected to the plugin:

If you see “Looking Up” next to “Current Firmware” after a few minutes, follow our “Check Plugin” guide.

