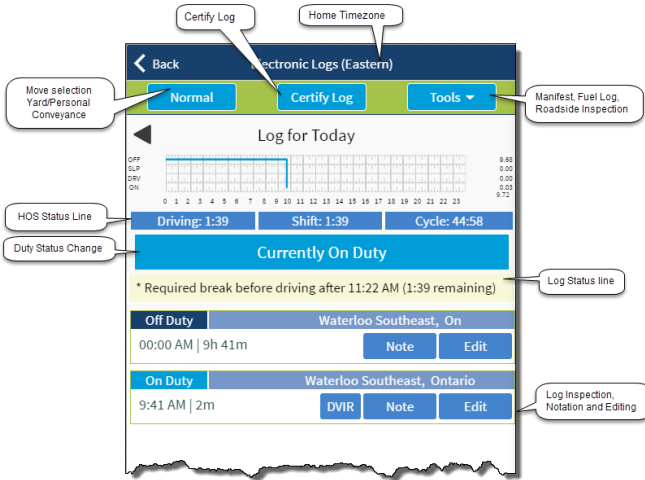
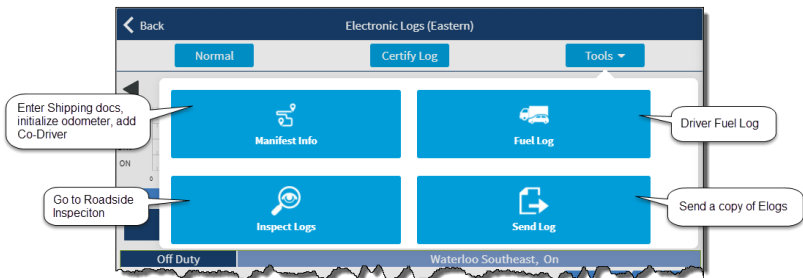


# GeoWiz ELD Instruction Card

## General operation and ELD Functions



## ELD Tool Functions

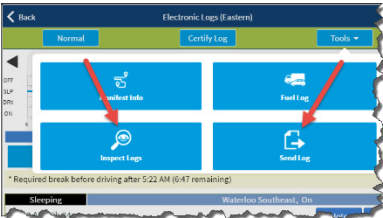


# Getting into the Roadside Inspection

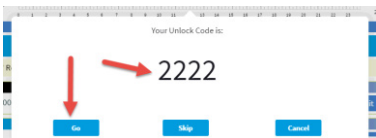
1. Tap on the Tools button



2. Choose to inspect logs or email them to yourself or someone else



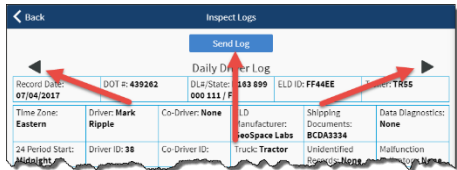
3. If you are using a Locking Code note the 4 digit number and then tap "Go".  
*Note: 2222 is an example your code could be different.*



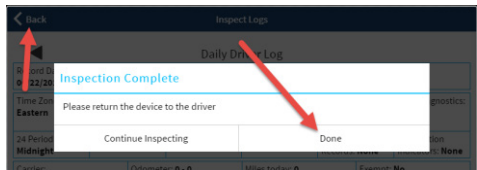
4. Hand the device to the Inspector or just tap "Continue"



5. To inspect the past 7 days of logs scroll to the top and use the triangles to navigate to previous days.  
Tap "Send Log" to email a copy.



6. When you are done tap "< Back" and then "Done"



7. To unlock the Inspection Mode enter the 4 digit code from step 3 and tap "Go"

