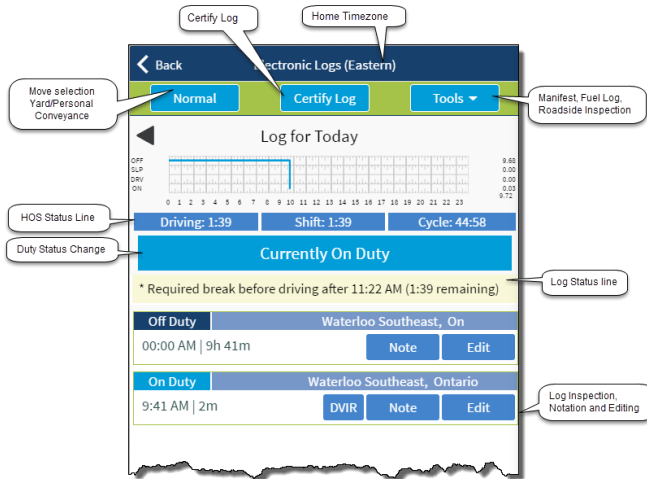
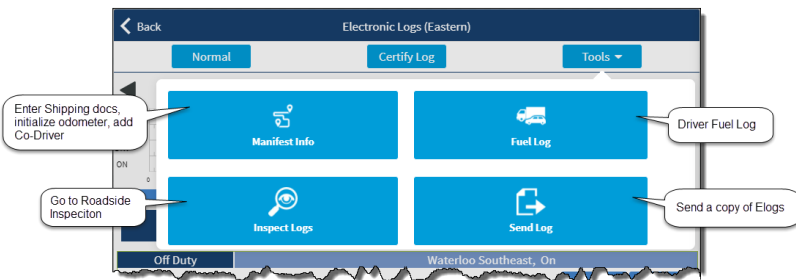


GeoWiz ELD Instruction Card

General operation and ELD Functions



ELD Tool Functions

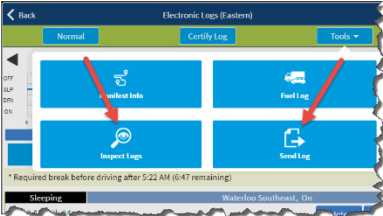


Getting into the Roadside Inspection

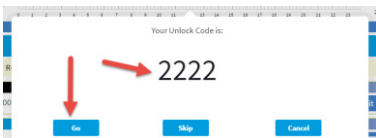
1. Tap on the Tools button



2. Choose to inspect logs or email them to yourself or someone else



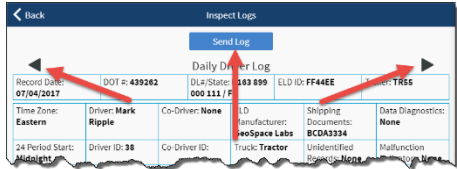
3. If you are using a Locking Code note the 4 digit number and then tap "Go".
 Note: 2222 is an example your code could be different.



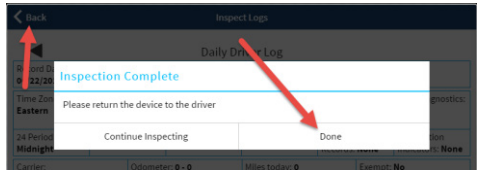
4. Hand the device to the Inspector or just tap "Continue"



5. To inspect the past 7 days of logs scroll to the top and use the triangles to navigate to previous days.
 Tap "Send Log" to email a copy.



6. When you are done tap "< Back" and then "Done"



7. To unlock the Inspection Mode enter the 4 digit code from step 3 and tap "Go"

