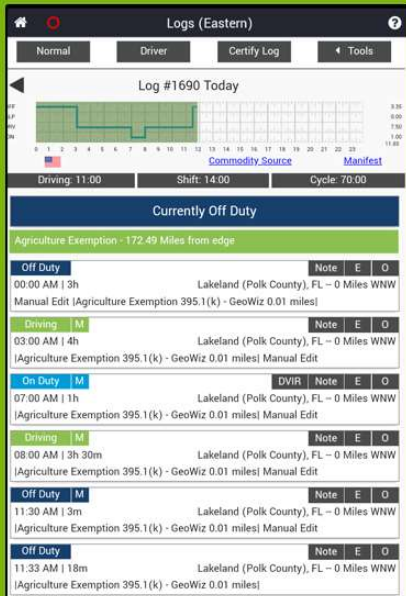
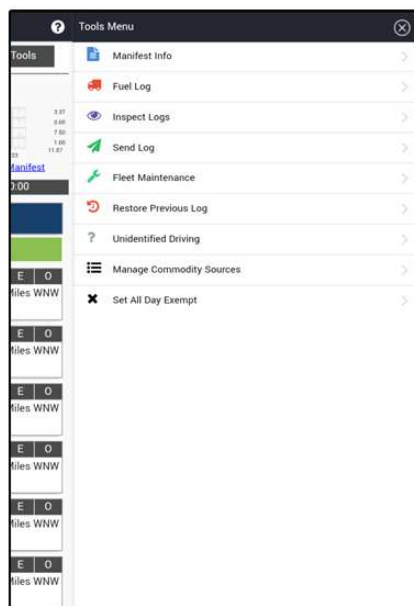


Your Hours of Service Page (HOS)

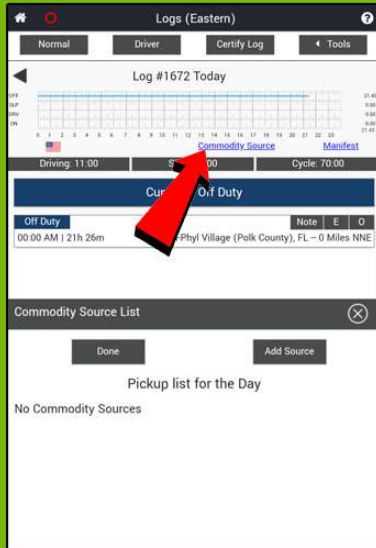


The HOS page is where most of your daily information will be shown. The graph is a simplified view of how you spent the day.

The top row has 4 options. Tapping on Normal allows you to switch to "Yard Move" or "Personal Use" mode. Tapping on Driver will let you switch to "Co Driver" or Non Driver". Certify Log will let you confirm your log for the day is correct, and set the rest of the day off duty.



"Tools" will bring up this menu. Here multiple options can be selected. Such as Managing Commodity Sources, Inspections (Inspect Logs), Manifest Info, and Setting the full day exempt.



Commodity Source lets you select your stops for the day before leaving. You can choose to set it for "leave loaded" or "leave unloaded". Once you have the locations added, you can position them in the correct order by dragging, or tapping the arrows. Once it is done, tap on "Done".

Right next to Commodity Source is "Manifest". Here is where information required by FMCSA can be entered. Including, License Plate Number, VIN number, Co Driver Name, and Tractor/Trailer ID.

